

玻璃钝化桥式整流器
GLASS PASSIVATED BRIDGE RECTIFIERS

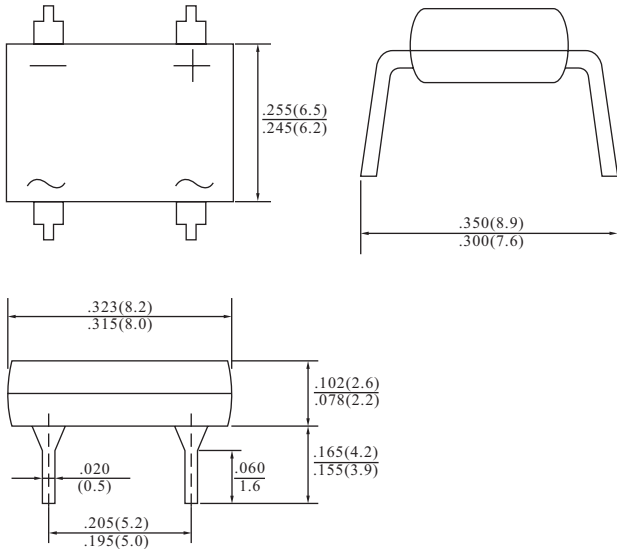
**DF005 THRU DF10
(DB101 THRU DB107)**

特征 FEATURES

- * Plastic package has Underwriters Laboratory Flammability Classification 94V-0
- * High surge current capability
- * UL file number:E252843
- * High temperature soldering guaranteed: 250°C/10 seconds at 5 lbs. (2.3kg) tension

机械数据 MECHANICAL DATA

CASE: Molded plastic body over passivated junctions
Terminals: Plated leads solder able per MIL-STD-750. Method 2026
Polarity: Polarity symbols marked on body
Mounting Position: Any
Weight: 0.012 ounce, 0.34 grams



Unit: inch(mm)

极限值和电参数 TA=25°C除非另有规定

Maximum Ratings & Electrical Characteristics Ratings at 25°C ambient temperature unless otherwise specified

	SYMBOLS	DF	DF	DF	DF	DF	DF	DF	UNITS
		005	01	02	04	06	08	10	
		DB	DB	DB	DB	DB	DB	DB	
		101	102	103	104	105	106	107	
最大可重复值反向电压 Maximum repetitive peak reverse voltage	VRRM	50	100	200	400	600	800	1000	Volts
最大平方根电压 Maximum RMS voltage	VRMS	35	70	140	280	420	560	700	Volts
最大电流阻断电压 Maximum DC blocking voltage	VDC	50	100	200	400	600	800	1000	Volts
最大正向平均整流电流 Maximum average forward output rectified TA=40°C	I(AV)	1.0							Amp
正向峰值浪涌电流 8.3ms 单一正弦半波 Pack forward surge current 8.3ms single half sine-wav	IFSM	50							Amps
最大正向电压降 Maximum forward voltage @IF=2.0A	VF	1.1							Volts
最大反向漏电流 Maximum reverse voltage TA=25°C TA=125°C	IR	5.0 500							uA
典型结电容 Typ junction capacitance VR=4.0V f=1.0MHz	CJ	150.0							pF
工作温度和存储温度 Operating junction and storage temperature range	TJ.TSTG	-55 to +150							°C

**RATING AND CHARACTERISTIC CURVES (TA=25°C UNLESS OTHERWISE NOTED)
DF005 THRU DF10(DB101 THRU DB107)**

FIG. 1-TYPICAL FORWARD CURRENT DERATING CURVE

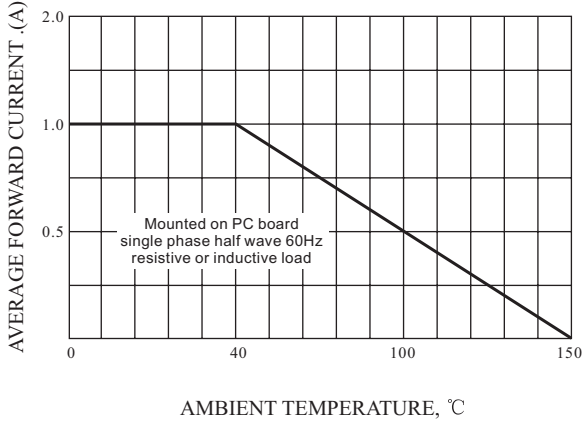


FIG. 2-MAXIMUM NON-REPETITIVE FORWARD SURGE CURRENT

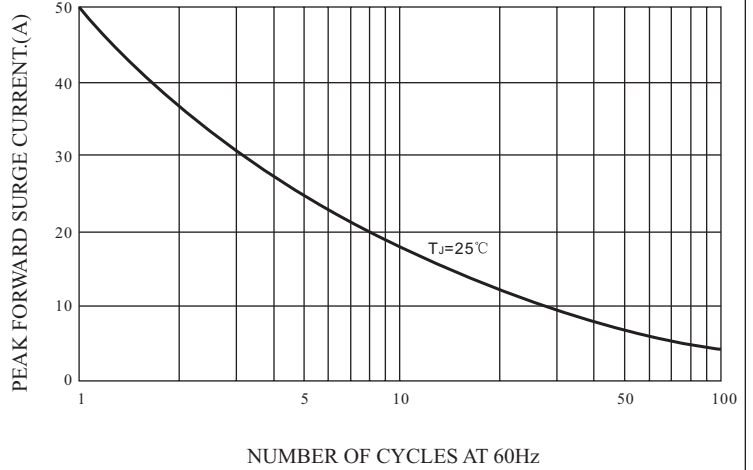


FIG. 3-TYPICAL FORWARD CHARACTERISTICS

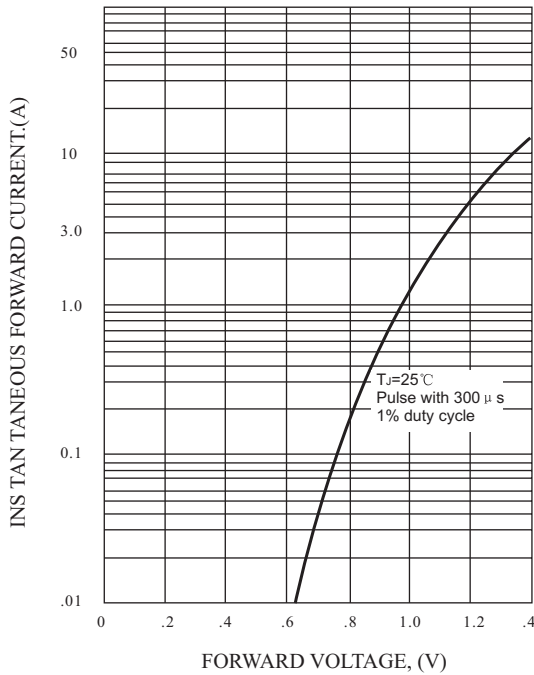


FIG. 4-TYPICAL REVERSE CHARACTERISTICS

