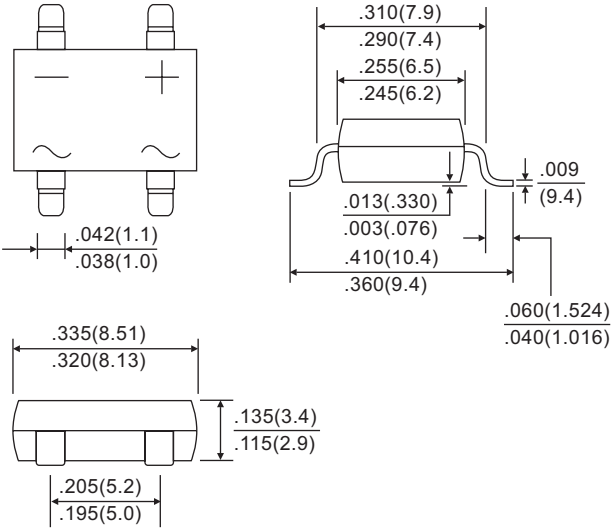


玻璃钝化桥式整流器
GLASS PASSIVATED BRIDGE RECTIFIERS
DB151S THRU DB157S
(DF15005S THRU DF1510S)


Unit: inch(mm)

特征 FEATURES

- * Plastic package has Underwriters Laboratory Flammability Classification 94V-0
- * High surge current capability
- * UL file number:E252843
- * High temperature soldering guaranteed: 250°C/10 seconds at 5 lbs.(2.3kg)tension

机械数据 MECHANICAL DATA

CASE:Molded plastic body over passivated junctions
 Terminals:plated leads solderable per MIL - STD-750, Method 2026

Polarity Polarity symbols marked on body

Mounting Position:Any

Weight:0.012 ounce,0.34grams

极限值和电参数 TA=25°C 除非另有规定

Maximum Ratings&Electrical Characteristics Ratings at 25°C ambient temperature unless otherwise specified

	SYMBOLS	DB 151S	DB 152S	DB 153S	DB 154S	DB 155S	DB 156S	DB 157S	UNITS
		DF 15005S	DF 1501S	DF 1502S	DF 1504S	DF 1506S	DF 1508S	DF 1510S	
最大可重复峰值反向电压 Maximum repetitive peak reverse voltage	VRRM	50	100	200	400	600	800	1000	Volts
最大均方根电压 Maximum RMS voltage	VRMS	35	70	140	280	420	560	700	Volts
最大直流阻断电压 Maximum DC blocking voltage	VDC	50	100	200	400	600	800	1000	Volts
最大正向平均整流电流 Maximum average forward output rectified current	I(AV)	1.5							Amp
正向峰值浪涌电流 8.3ms 单一正弦半波 Peak forward surge current 8.3ms single half sine-wave	IFSM	50.0							Amps
最大正向电压降 Maximum forward voltage @IF=1.0A	VF	1.1							Volts
最大反向漏电流 Maximum reverse voltage	IR	5.0 500							μ A
典型结电容 Type junction capacitance VR=4.0V f=1.0MHz	CJ	150.0							pF
工作温度和存储温度 Operating junction and storage temperature range	TJ.TSTG	-55 to + 150							°C

**RATING AND CHARACTERISTIC CURVES (TA=25°C UNLESS OTHERWISE NOTED)
DB151S THRU DB157S(DF15005S THRU DF1510S)**

FIG.1-TYPICAL FORWARD CURRENT DERATING CURVE

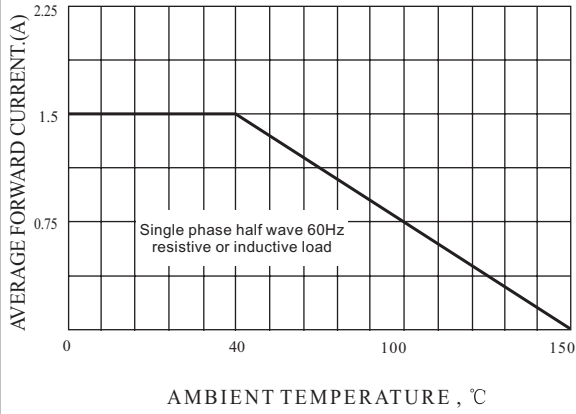


FIG.2-MAXIMUM NON-REPETITIVE FORWARD SURGE CURRENT

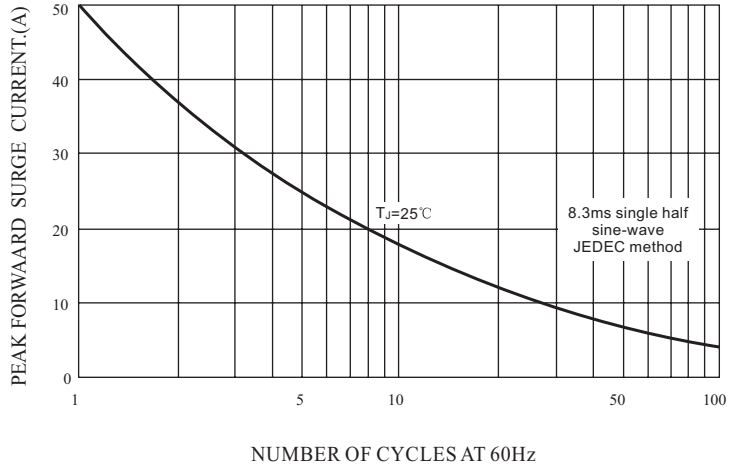


FIG.3-TYPICAL FORWARD CHARACTERISTICS

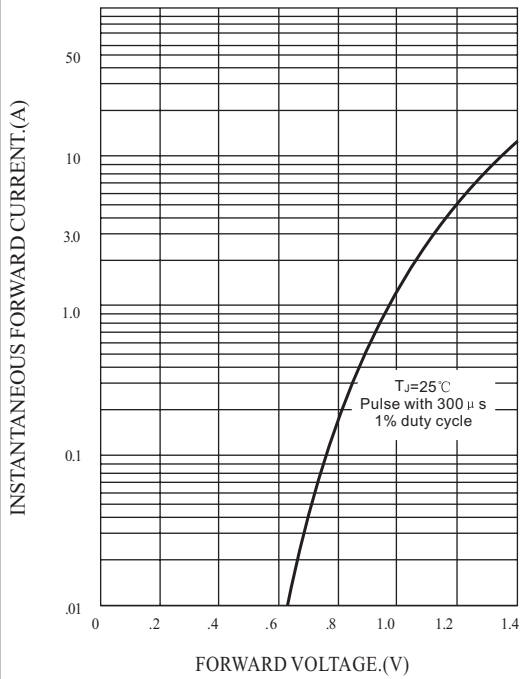


FIG.4-TYPICAL REVERSE CHARACTERISTICS

